



**THESIS TITLE**



Time new roman  
18 Bold



2.5"



3"

Scholar's Name:

Scholar's ID #

Program: \_\_\_\_\_

Department of Physical and Numerical Sciences

Date of Submission: \_\_\_\_\_

Supervisor: \_\_\_\_\_

Co-supervisor with address (if any): \_\_\_\_\_



Times New Roman  
12 Normal

Time new roman 18 Bold



**Qurtuba University of Science & Information Technology**  
**D.I. Khan / Peshawar, Khyber Pakhtunkhwa, Pakistan**

**THESIS/DISSERTATION SUBMISSION CERTIFICATE BY  
SUPERVISOR**

Times New Roman 16

Times New Roman Bold italic  
16

This is to certify that the thesis/dissertation submitted by  
Scholar's Name: \_\_\_\_\_ Scholar's ID # \_\_\_\_\_

is of sufficient merit to justify its acceptance by  
**Department of Physical and Numerical Sciences**

Qurtuba University of Science and Information Technology,  
D.I. Khan/Peshawar

for the award of Degree of  
Program: \_\_\_\_\_

I recommend that thesis/dissertation be accepted for the award of degree of  
MS/M. Phil/PhD.

Supervisor: \_\_\_\_\_  
(Name)

Co-Supervisor: \_\_\_\_\_  
(Name with address)

\_\_\_\_\_  
(Signature)

\_\_\_\_\_  
(Signature)

**Author's Declaration** →

Times New Roman Bold 16

I hereby declare that this thesis/dissertation neither as a whole nor a part thereof has been copied from any source. It is further declared that I have developed this thesis/dissertation on the basis of my personal efforts made under the guidance of my supervisor. No portion of the work presented in this thesis has been submitted in support of any other degree or qualification of this or any other University or Institute of learning, if found I shall stand responsible.

Times New Roman 12

Signature: \_\_\_\_\_

## **Acknowledgements** →

Times New Roman Bold 14

Enter acknowledgements here.

It is suggested that the student acknowledge the help/contribution of his/her supervisor/co-supervisor, the parent university, sister university/institution, any funding agency/source, relevant experts guiding the student's work, staff assisting in experimental/field work.

Times New Roman  
12

## Dedication (optional)

Times New Roman Bold  
14

Enter dedication here (if included-if no dedication page is included, the Table of Contents should start at page v). If there is no dedication, delete this page; when updating the table of contents, this page will no longer appear in the table of contents (if this page has been deleted).

Times New Roman  
12

Times New Roman Bold  
14

## **Table of Contents**

Page Number

Author's Declaration

Acknowledgements .

Dedication (optional)

Table of Contents.

List of Figures

List of Tables

List of Abbreviations

Abstract

Chapter 1: Introduction

Chapter 2: Preliminaries/Literature Review

Chapter 3: Research Methodology

Chapter 4: Results and Discussion

Chapter 5: Conclusion and Recommendation for Future  
Work

References

Times  
New  
Roman  
12

Note: The chapter names, section and subsection names can be modified according to area of research.

**List of Figures (optional)**

Times New Roman Bold  
14

Figure 1.1: Caption of the first figure of chapter 1 ..... Page number

Figure 1.2: Caption of the second figure of chapter 1 .....Page number

Note: Same scheme should be followed for each chapter.

Times New Roman  
12

**List of Tables** →

Times New Roman Bold 14
----------------------------

Table 1.1: Caption of the first table of chapter 1 ..... Page number

Table 1.2: Caption of the second table of chapter 1 .....Page number

Note: Same scheme should be followed for each chapter.



Times New Roman 12
-----------------------



## List of Abbreviations

Times New Roman Bold  
14

MDM Modified Decomposition Method  
ADM Adomian Decomposition Method

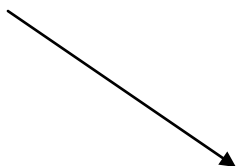
Times New Roman 12

**Abstract**



Times New Roman Bold 14

Enter abstract here. No more than one page.



Times New Roman  
12

# CHAPTER 1

Times New Roman 16

## **Introduction** (Times New Roman 14 bold)

### **1.1 Overview** (Times New Roman 12 bold)

In this Chapter, we.....

### **1.2 Background of Study** (Times New Roman 12 bold)

Each Title should have a brief Introduction. The Introduction should provide the background of topic and study. It should also include critical analysis of the available sufficient and appropriate literature to identify an objective whose accomplishment will provide a significant contribution to the field. The introduction should end with the highlight of the present research work.

### **1.3 Problem Statement** (Times New Roman 12 bold)

Writing a statement of the problem should help you clearly identify the purpose of the research project you will propose. Often, the statement of the problem will also serve as the basis for the introductory section of your final proposal, directing your reader's attention quickly to the issues that your proposed project will address and providing the reader with a concise statement of the proposed project itself. A statement of problem need not be long and elaborate: one page is more than enough for a good statement of problem.

A good research problem should have the following characteristics:

- It should address the gap in knowledge.
- It should be significant enough to contribute to the existing body of research
- It should lead to further research
- The problem should render itself to investigation through collection of data
- It should be of interest to the researcher and suit his/her skills, time, and resources
- The approach towards solving the problem should be ethical

### **1.4 Aims and Objectives (Optional)** (Times New Roman 12 bold)

Aims and objectives, significance, review of previous research in the area showing the need for conducting the proposed research, proposed methods, expected outcomes and their importance must be provided.

### **1.5 Significance & Scope of Study** (Times New Roman 12 bold)

What is the advantage and impact of your research work? Explain briefly.

## CHAPTER 2

### **Preliminaries/Literature Review** (Times New Roman 14 bold)

A literature review is a comprehensive summary of previous research on a topic. The literature review surveys scholarly articles, books and other reliable sources relevant to a particular area of research. The review should enumerate, describe, summarize, objectively evaluate and clarify this previous research. It should give a theoretical base for the research and help you (the author) determine the nature of your research. The literature review acknowledges the work of previous researchers and in so doing, assures the reader that your work has been well conceived. It is assumed that by mentioning a previous work in the field of study, that the author has read, evaluated and assimilated that work into the work at hand. All the papers mentioned in text must be included in the reference list at the end. The reference cited in the text must be between 15 to 20 for MS/M. Phil thesis and 25 to 30 for PhD dissertation.

**Note:** Some Basic Results and preliminaries regarding your work can be provided in this chapter.

## **CHAPTER 3**

### **Research Methodology** (Times New Roman 14 bold)

In this chapter, the proposed research methodology should be described including collection of samples, processing of samples, analytical protocol, and analysis of samples using state of the art instrument to be used (if any). The flow chart of the methodology should be provided.

## **CHAPTER 4**

### **Results & Discussion** (Times New Roman 14 bold)

In this chapter, the main results of the research work should be discussed.

## **CHAPTER 5**

### **Conclusion & Future Work** (Times New Roman 14 bold)

In this chapter, the research work should be concluded and some open problems should be stated.

## **References** (Times New Roman 12 bold)

References in the text should be cited using automatic tool in one of the following ways:

- by number e.g. results indicated [3], [7], [8],
- by author name and date e.g. (Andres et al., 1997).

### ***Please note while Citing References in Text***

1. The references should be in American Psychological Association (APA)/IEEE format.
2. Collect references in a list under the heading “References” at the end of the text. They should not be treated as footnotes.
3. Put a reference list at the end in alphabetical order if references were cited by author name and date. If you choose to use numerical references, begin with 1 and then number each reference consecutively which ever format mentioned above is chosen, be stick to the same in all the references. Mixed format is not acceptable.
4. Do not leave blank lines between references.
5. If a reference is cited more than once, it does not receive a new number.
6. If citing more than one reference at a time, include reference numbers in increasing order separated by commas.
7. Verify the accuracy of all references before citation.
8. Citation of References to unpublished materials that are not generally available to the scientific public should be avoided.
9. Articles, conference proceedings, books, theses/dissertations, letters and reports can be cited.

### **APA References Style**

#### **1. Journal Articles**

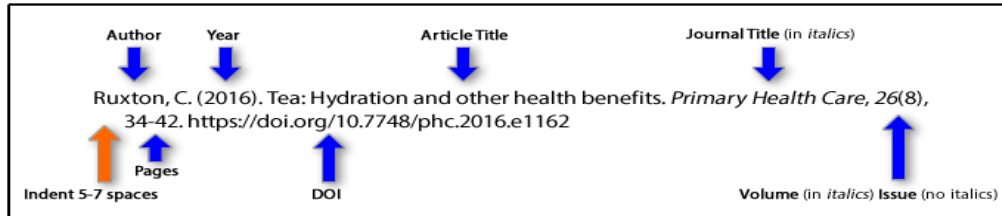
A basic reference list entry for a journal article in APA must include:

- Author(s). The surname is followed by first initials.
- Year of publication of the article in parenthesis ( ).
- Article title.
- Journal title (in italic).
- Volume of journal (in italic).
- Issue number of journal in round brackets (no italic).
- Page range of article.
- DOI or URL
- The first line of each citation is left adjusted. Every subsequent line is indented 5-7 spaces.



### Example:

Ruxton, C. (2016). Tea: Hydration and other health benefits, *Primary Health Care*, 26(8), 34-42. <https://doi.org/10.7748/phc.2016.e1162>



### Two authors:

Ruxton, C. and Bohner, P. (2016). Tea: Hydration and other health benefits, *Primary Health Care*, 26(8), 34-42. <https://doi.org/10.7748/phc.2016.e1162>

### Three authors:

Ruxton, C., Toress, M. and Bohner, P. (2016). Tea: Hydration and other health benefits, *Primary Health Care*, 26(8), 34-42. <https://doi.org/10.7748/phc.2016.e1162>

- For more than three authors, the same pattern should be followed.

## 2. Book

A basic reference list entry for a book from a library database in APA must include:

- Author or authors. The surname is followed by first initials.
- Year of publication of the book in parenthesis ( ).
- Book title, ISBN number (in italic).
- Edition in parenthesis ( ), if other than first edition.
- Publisher.
- DOI optional (where a book has a DOI this must be included, even if you are referring to a printed book).

**Example:** Arnott, G. D. (2017). *The disability support worker* (2nd ed.). Cengage Learning.

Author	Year	Title ( <i>in italics</i> )	Edition	Publisher
↓	↓	↓	↓	↓
Arnott, G. D. (2017). <i>The disability support worker</i> (2nd ed.). Cengage Learning.				
↑	Indent 5-7 spaces			

**Thesis Cover Color:**

M.S/M. Phil      blue

PhD      Black